



# KINGSTON

Manufacturing reliable industrial valves for industry since 1908.

## KSV12P & KSV25P

Safety Relief Valve

### Model KSV12P & KSV25P

Low Profile ASME Code Section VIII  
'UV' Safety Valve High Flow



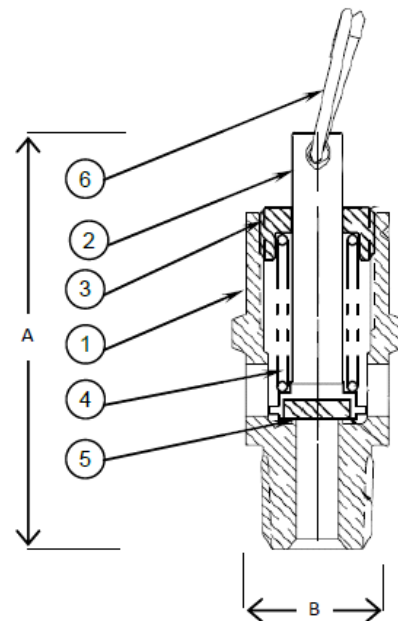
#### Features

- High Flow, Low Profile Safety Valve
- Compact, Space Saving Design for Small Air Systems
- Silicone Disc for Enhanced Leak Tightness
- National Board Capacity Certified, "NB" Stamped
- Approved for Section VIII, Div. I and Steam Applications 36-54 PSI
- Available Sizes: 1/8" NPT and 1/4" NPT
- Registered in all Canadian Provinces and Territories

Model	Inlet Size	Orifice	Dimensions (inches)		Set Pressure Range (PSIG)	Approximate Ship Wt.	Max. Temp (°F)	Figure/Part No.
			Height (A)	Hex (B)				
KSV12	1/8" NPT	.250	1.91"	11/16"	36-54	1.4 oz.	350 °F	KSV12-1-000
KSV25	1/4" NPT		2.1"			1.8 oz.		KSV25-2-000

#### Materials

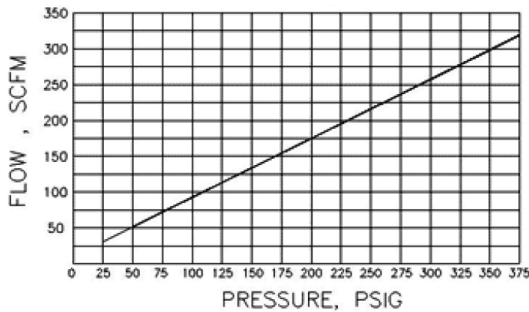
No.	Part Name	Materials
1	Body	Brass
2	Stem	Brass
3	Adj. Screw	Brass
4	Spring	Stainless Steel, Music Wire
5	Disc	Silicone
6	Pull Ring	Stainless Steel



# Kingston Model KSV12P & KSV25P Safety Valve

## Flow Capacity Information

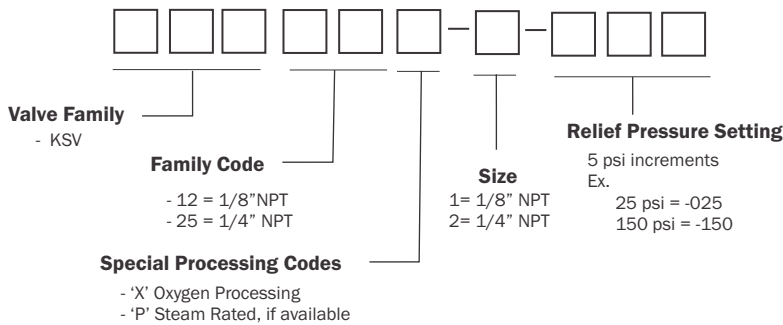
Fig. KSV12P - 1/8" & KSV25P - 1/4"



SET PRESSURE	STAMPED CFM		SET PRESSURE	STAMPED CFM	
psi	1/8"	1/4"	psi	1/8"	1/4"
25	29	29	205	165	165
30	33	33	210	169	169
35	36	36	215	173	173
40	40	40	220	177	177
45	44	44	225	181	181
50	48	48	230	184	184
55	52	52	235	188	188
60	55	55	240	192	192
65	59	59	245	196	196
70	63	63	250	200	200
75	67	67	255	203	203
80	71	71	260	207	207
85	74	74	265	211	211
90	78	78	270	215	215
95	82	82	275	219	219
100	86	86	280	222	222
105	90	90	285	226	226
110	93	93	290	230	230
115	97	97	295	234	234
120	101	101	300	238	238
125	105	105	305	241	241
130	109	109	310	245	245
135	112	112	315	249	249
140	116	116	320	253	253
145	120	120	325	257	257
150	124	124	330	260	260
155	128	128	335	264	264
160	131	131	340	268	268
165	135	135	345	272	272
170	139	139	350	276	276
175	143	143	355	279	279
180	146	146	360	283	283
185	150	150	365	287	287
190	154	154	370	291	291
195	158	158	375	294	294
200	162	162			

## Ordering Information

### Kingston Safety Valve Part Number Codes



## Product Notes

All Kingston Safety Valves are manufactured under a quality control system accepted by the National Board of Boiler and Pressure Vessel Inspectors. Code valves are capacity certified by the National Board, manufactured in accordance with ASME Code, set and sealed at the factory.

Set pressure can deviate from the marked by  $\pm 2$  psig at or below 70 psig set pressure and  $\pm 3\%$  psig above 70 psig. Factory standard seat tightness for hard seat valves: no audible leakage at 10% below nameplate set. It is normal for spring-operated safety valves to exhibit leakage or simmer/warn, as the system operating pressure approaches the set pressure. For hard seat valve this typically occurs at pressures at or above 90% of nameplate set pressure.

At very low set pressures (20 psi and below), the ratio of the downward spring force as compared to the upward pressure force is very small. In these cases it may be impossible to achieve seat tightness.

Soft seat valves will typically provide a higher degree of seat tightness than metal, hard seats. Factory standard seat tightness does not ensure bubble-tight seal regardless of material. Storm Manufacturing reserves all rights. Product specifications and designs are subject to change without notice.

The information contained herein by Storm Manufacturing Group (SMG) is provided in good faith and as a product guide only. Further, SMG makes no representation as to the completeness or accuracy of the information contained herein. Any person or persons using the information contained herein must exercise their own judgement and consider all local, regional, national and global safety standards in evaluating valve selection options. Final application design and integration of Kingston Products are the sole responsibility of the end user.



www.KingstonValves.com  
**KINGSTON**