



KINGSTON

Manufacturing reliable industrial valves for industry since 1908.

425

Control Valve

Model 425

Kingston Quick Opening Flow Steam Valve



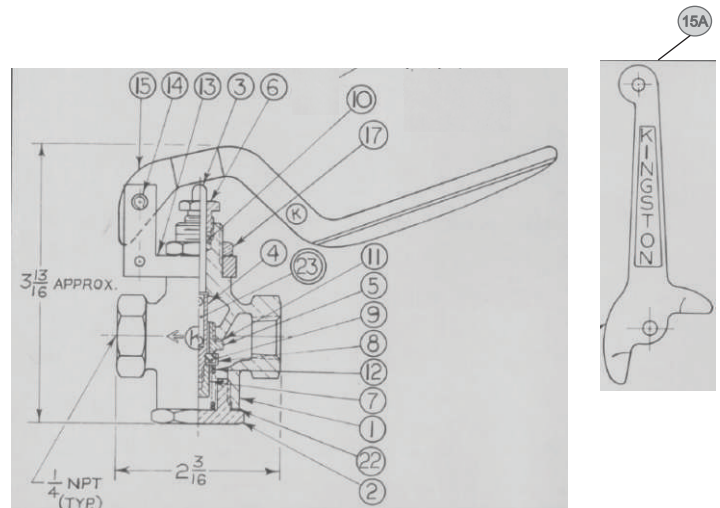
Features

- Specifically Designed for Industrial Cleaning, Automatic Carwash, and Other Saturated Steam or Hot Water Applications
- Rated for 150 PSIG Maximum, Saturated Steam Service
- Available in 1/4" to 2" Female Pipe Thread Sizes
- Available with "Squeeze" or "Pull" Type Lever for Operation
- Available for Remote Operation
- Alternative Disc, Seal, Lever and Cap Options May Be Available. Please Call for Details

Model	Inlet Size	Outlet Size	Dimensions (inches)		Pressure Range (PSIG)	Approx. Shipping Wt.
			Height (A)	Width (B)		
425	1/4" NPT	1/4" NPT	3-13/16"	2-3/16"	10-150	15 oz.
	1/2" NPT	1/2" NPT	4-1/4"	3"		1 lb. 14 oz.
	3/4" NPT	3/4" NPT	4-1/2"	3-3/32"		2 lb. 4 oz.
	1" NPT	1" NPT	5"	4"		4 lb. 10 oz.
	1-1/4" NPT	1-1/4" NPT				4 lb. 5 oz.
	1-1/2" NPT	1-1/2" NPT				
		2" NPT	2" NPT			4-1/2"

Materials

No.	Part Name	Materials
1	Body	Brass
2	Cap	Brass
3	Stem	Stainless Steel
4	Plunger	Brass
5	Seat Insert	Stainless Steel
6	Packing Gland	Brass
7	Plunger Nut	Brass
8	Disc Cage	Brass
9	Disc	Teflon
10	Packing	Teflon
11	Washer Seat	Com'l Copper
12	Spring	Stainless Steel
13	Bracket	Infiltrated Iron
14	Roll Pin	Carbon Steel
15	Squeeze Lever	Infiltrated Iron
15A	Pull Lever	Brass CSTG
17	Lock Nut	Brass
22	Gasket	Com'l Copper



Kingston Model 425 Quick Opening Flow Control Steam Valve

Flow Capacity Information

Fig. 425 - 1/4"

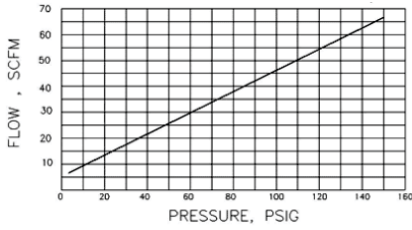


Fig. 425 - 1/4"

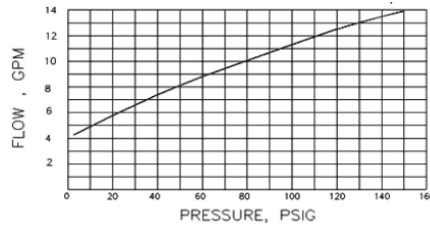


Fig. 425 - 1/2"

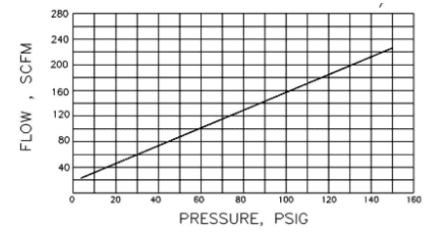


Fig. 425 - 1/2"

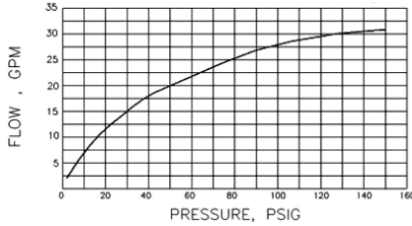


Fig. 425 - 3/4"

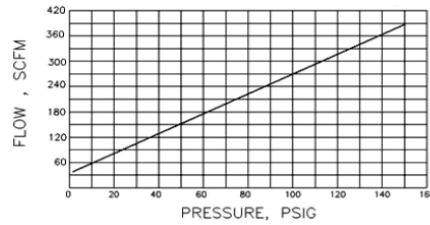


Fig. 425 - 1"

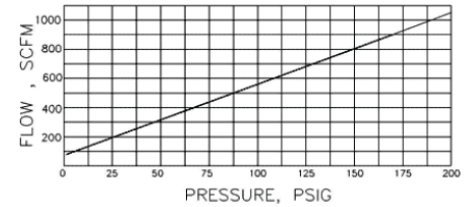


Fig. 425 - 1-1/4"

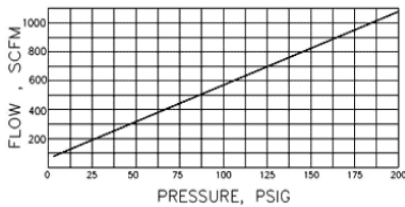


Fig. 425 - 1-1/2"

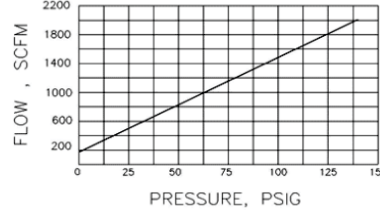
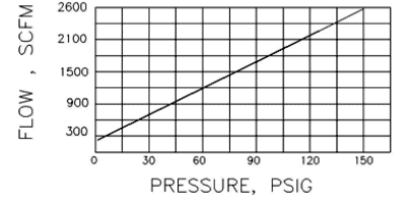


Fig. 425 - 2"



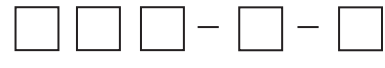
Product Notes

Storm Manufacturing reserves all rights. Product specifications and designs are subject to change without notice.

The information contained herein by Storm Manufacturing Group (SMG) is provided in good faith and as a product guide only. Further, SMG makes no representation as to the completeness or accuracy of the information contained herein. Any person or persons using the information contained herein must exercise their own judgement and consider all local, regional, nation and global safety standards in evaluating valve selection options. Final application design and integration of Kingston Products are the sole responsibility of the end user.

Ordering Information

Kingston Control Valves Part Number Codes



Valve Model
- 425

Size

- 2= 1/4"
- 4= 1/2"
- 5= 3/4"
- 6= 1"
- 7= 1-1/4"
- 8= 1-1/2"
- 9= 2"



www.KingstonValves.com
KINGSTON