



KINGSTON

Manufacturing reliable industrial valves for industry since 1908.

115P

Safety Relief Valve

Model 115P

ASME Code Section VIII Safety Valve
Brass, Steam Applications



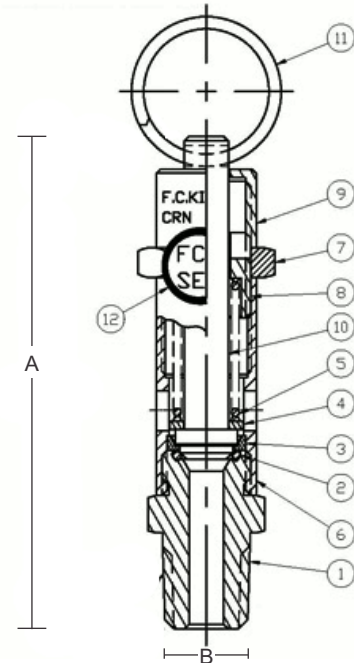
Features

- Viton O-Ring for Enhanced Leak Tightness
- Pull Ring for Manual Testing
- 1/4" Male NPT Inlet
- ASME/NB Certified-Stamped UV + NB
- Section VIII Steam Pressures of 35-50 PSIG
- Temperature Range: -20 °F to 400 °F
- Registered in All Canadian Provinces & Territories

| Model | Inlet Size | Orifice | Dimensions (inches) | | Set Pressure Range (PSIG) | Approx. Ship Wt. | Max Temp. (°F) | Figure/Part No. |
|-------|------------|---------|---------------------|---------|---------------------------|------------------|----------------|-----------------|
| | | | Height (A) | Hex (B) | | | | |
| 115P | 1/4" NPT | .219 | 3-1/8" | 5/8" | 35-50 | 3 oz. | 400 °F | 115P-2-000 |

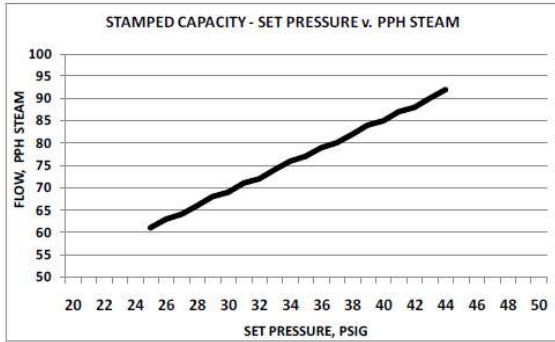
Materials

| No. | Part Name | Materials |
|-----|-------------|-----------------|
| 1 | Body | Brass |
| 2 | O' Ring | Viton |
| 3 | Seat Washer | Brass |
| 4 | Stem Washer | Brass |
| 5 | Spring | M.W./SST |
| 6 | Body | Brass |
| 7 | Lock Nut | Brass |
| 8 | Adj. Screw | Brass |
| 9 | Cap | Brass |
| 10 | Stem | Brass |
| 11 | Pull Ring | Stainless Steel |
| 12 | Seal | Vinyl |



Kingston Model 115P Stainless Steel Safety Relief Valve

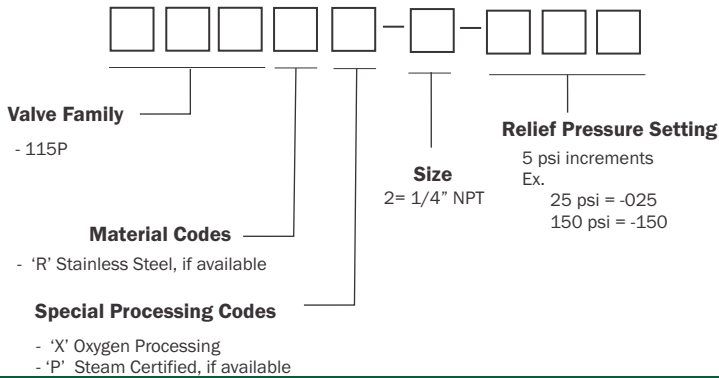
Flow Capacity Information



| SET PRESSURE PSI | STAMPED CAPACITY PPH STEAM |
|---------------------|----------------------------------|
| 25 | 61 |
| 26 | 63 |
| 27 | 64 |
| 28 | 66 |
| 29 | 68 |
| 30 | 69 |
| 31 | 71 |
| 32 | 72 |
| 33 | 74 |
| 34 | 76 |
| 35 | 77 |
| 36 | 79 |
| 37 | 80 |
| 38 | 82 |
| 39 | 84 |
| 40 | 85 |
| 41 | 87 |
| 42 | 88 |
| 43 | 90 |
| 44 | 92 |

Ordering Information

Kingston Side Outlet Relief Valve Part Number Codes



Product Notes

All Kingston Safety Valves are manufactured under a quality control system accepted by the National Board of Boiler and Pressure Vessel inspectors. Code valves are capacity certified by the National Board, manufactured in accordance with ASME Code, set and sealed at the factory.

Set pressure can deviate from the marked by ± 2 psig at or below 70 psig set pressures and $\pm 3\%$ psig above 70 psig.

Factory standard seat tightness for hard seat valves: no audible leakage at 20% below nameplate set. It is normal for spring-operated safety valves to exhibit leakage or simmer/warn, as the system operating pressure approaches the set pressure. For hard seat valves this is typically occurs at pressure at or above 80% of nameplate set pressure.

At very low set pressure (20 psig and below), the ratio of the downward spring force as compared to the upward pressure force is very small. In these cases it may be impossible to achieve seat tightness.

Soft seat valves will typically provide a higher degree of seat tightness than metal, hard seats. Factory standard seat tightness does not ensure bubble-tight seal regardless of material. Storm Manufacturing reserves all rights. Product specifications are subject to change without notice.

The information contained herein by Storm Manufacturing Group (SMG) is provided in good faith and as a product guide only. Further, SMG makes no representation as to the completeness or accuracy of the information contained herein. Any person or persons using the information contained herein must exercise their own judgement and consider all local, regional, national and global safety standards in evaluating valve selection options. Final application design and integration of Kingston Products are the sole responsibility of the end user.



www.KingstonValves.com
KINGSTON