



KINGSTON

Manufacturing reliable industrial valves for industry since 1908.

115

Safety Relief Valve

Model 115

ASME Code Section VIII Safety Valve
Brass, Soft Seat



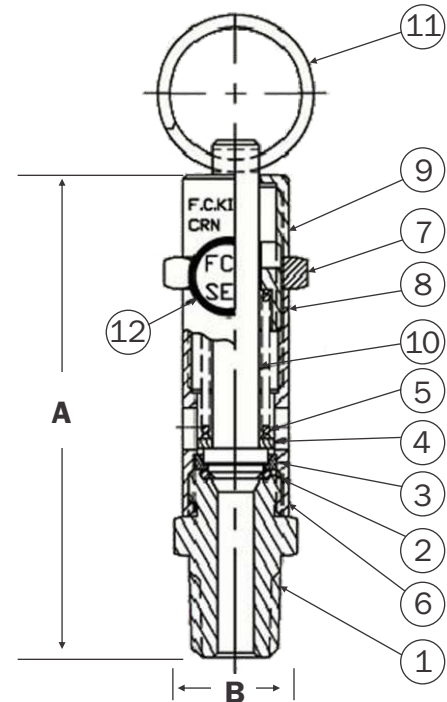
Features

- Brass Construction
- Viton O-ring Provides Soft Seat Performance
- Precision Machined Hard, Positive Stop
- Pull Ring for Manual Testing
- Available Sizes: 1/4", 3/8", & 1/2" NPT
- ASME/NB Certified-Stamped UV + NB
- Temperature Range: -20 °F to 400 °F
- Section VIII Air Set Pressure Range 25-300 PSIG
- Registered in All Canadian Provinces & Territories

Model	Inlet Size	Orifice	Dimensions (Inches)		Set Pressure Range (PSIG)	Approx. Ship Wt.	Min. Temp (°F)	Max Temp (°F)
			Height (A)	Hex (B)				
115	1/4" NPT	.219	3-1/8"	5/8"	25-300	3 oz.	-20	400 °F
	3/8" NPT	.265	3-1/4"	3/4"	25-275	5 oz.		
	1/2" NPT	.312	4-1/2"	7/8"		9 oz.		

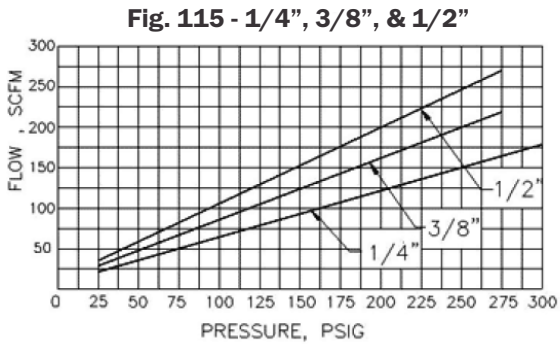
Materials

No.	Part Name	Materials
1	Body	Brass
2	O' Ring	Viton
3	Seat Washer	Brass
4	Stem Washer	Brass
5	Spring	M.W./SST
6	Body	Brass
7	Lock Nut	Brass
8	Adj. Screw	Brass
9	Cap	Brass
10	Stem	Brass
11	Pull Ring	Stainless Steel
12	Seal	Vinyl



Kingston Model 115 Safety Relief Valve

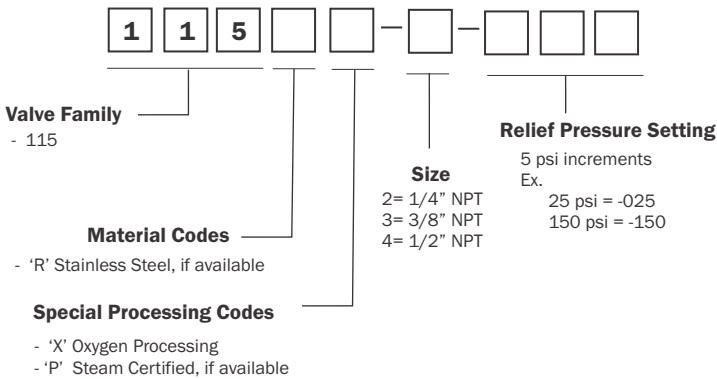
Flow Capacity Information



SET PRESSURE	STAMPED CFM		SET PRESSURE	STAMPED CFM	
	1/4"	1/2"		1/4"	1/2"
25	22	36	165	102	167
30	25	41	170	105	171
35	28	45	175	108	176
40	31	50	180	111	181
45	33	55	185	113	185
50	36	59	190	116	190
55	39	64	195	119	195
60	42	69	200	122	199
65	45	73	205	125	204
70	48	78	210	128	209
75	51	83	215	131	214
80	53	87	220	133	218
85	56	92	225	136	223
90	59	97	230	139	228
95	62	101	235	142	232
100	65	106	240	145	237
105	68	111	245	148	242
110	71	115	250	151	246
115	73	120	255	154	251
120	76	125	260	156	256
125	79	129	265	159	260
130	82	134	270	162	265
135	85	139	275	165	270
140	88	143	280	168	
145	91	148	285	171	
150	93	153	290	174	
155	96	157	295	176	
160	99	162	300	179	

Ordering Information

Kingston Safety Relief Valve Part Number Codes



Product Notes

All Kingston Safety Valves are manufactured under a quality control system accepted by the National Board of Boiler and Pressure Vessel inspectors. Code valves are capacity certified by the National Board, manufactured in accordance with ASME Code, set and sealed at the factory.

Set pressure can deviate from the marked by ± 2 psig at or below 70 psig set pressures and $\pm 3\%$ psig above 70 psig.

Factory standard seat tightness for hard seat valves: no audible leakage at 20% below nameplate set. It is normal for spring-operated safety valves to exhibit leakage or simmer/warn, as the system operating pressure approaches the set pressure. For hard seat valves this is typically occurs at pressure at or above 80% of nameplate set pressure.

At very low set pressure (20 psig and below), the ratio of the downward spring force as compared to the upward pressure force is very small. In these cases it may be impossible to achieve seat tightness.

Soft seat valves will typically provide a higher degree of seat tightness than metal, hard seats. Factory standard seat tightness does not ensure bubble-tight seal regardless of material. Storm Manufacturing reserves all rights. Product specifications are subject to change without notice.

The information contained herein by Storm Manufacturing Group (SMG) is provided in good faith and as a product guide only. Further, SMG makes no representation as to the completeness or accuracy of the information contained herein. Any person or persons using the information contained herein must exercise their own judgement and consider all local, regional, national and global safety standards in evaluating valve selection options. Final application design and integration of Kingston Products are the sole responsibility of the end user.



www.KingstonValves.com
KINGSTON